

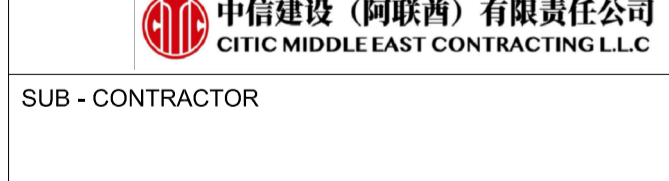

- NOTES
- ALL DIMENSIONS ARE IN MM (UNO)
 - ALL LEVELS ARE IN METERS
 - NO DIMENSIONS TO BE SCALED OFF THE DRAWING.
 - ONLY WRITTEN DIMENSIONS SHALL BE FOLLOWED
 - ALL DIMENSIONS AND LEVELS SHALL BE CHECKED AND VERIFIED.
 - YIELD STRENGTH OF STEEL TO BE USED 460N/MM
 - CONCRETE GRADE = C60
 - LAPPING SHOULD BE DONE IN STAGGERED MANNER AND AS PER LAP TABLE.
 - CONCRETE COVER STAIRCASE BOTTOM: 25MM, STAIRCASE TOP: 25MM
 - ALL MEP OPENINGS TO BE COORDINATED AS PER MEP SHOP DRAWINGS
 - ARCHITECTURAL DMD +8.06 LVL.
- LEGENDS:-
- NO. OF BARS
 - T HIGH STRENGTH STEEL Y MILD STEEL
 - BAR DIA
 - BAR MARK
 - SPACING
 - BAR POSITION
 - BAR TOTAL LENGTH
 - COUPLER
 - SW = Short way
 - LW = Long way
 - EF = Each Face
 - H = Horizontal bar
 - V = Vertical bar
 - T = Top bar
 - B = Bottom bar
 - F = Face bar
 - NF = Near Face
 - FF = Far Face
 - ADD = Additional
 - ALT = Alternate
 - STG = Staggered

Rev	Date	Issued for Approval	Description	EM
00	02/24/2026			Approved

Rev	Date	Issued for Approval	Description	EM
A		Approved		Approved
B		Approved with Comments		Approved
C		Revise and Resubmit		Approved
D		Rejected		Approved

STATUS : SHOP DRAWINGS

PROJECT : MAG CITY - PHASE 2 DEVELOPMENT

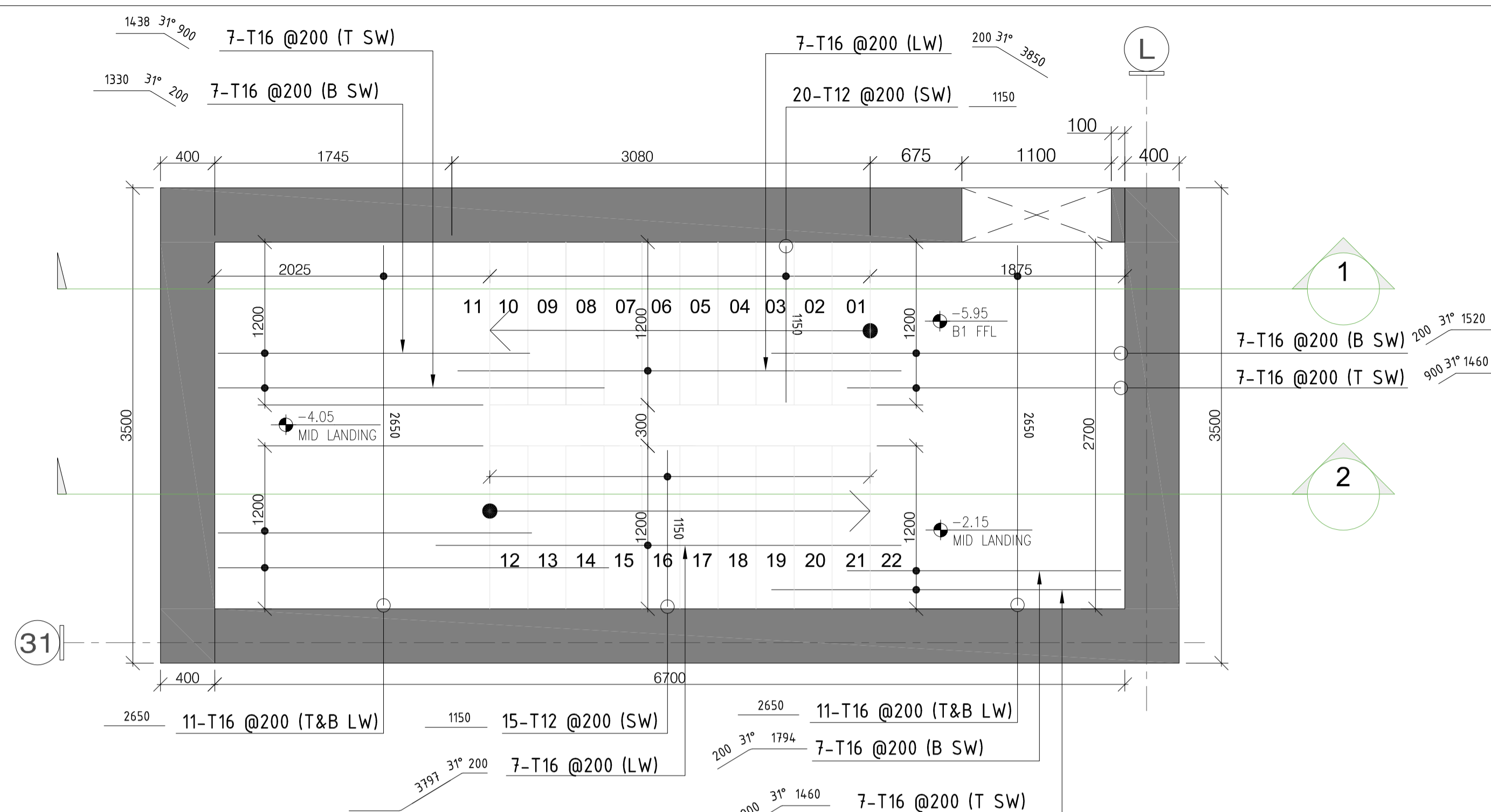


SUB - CONTRACTOR

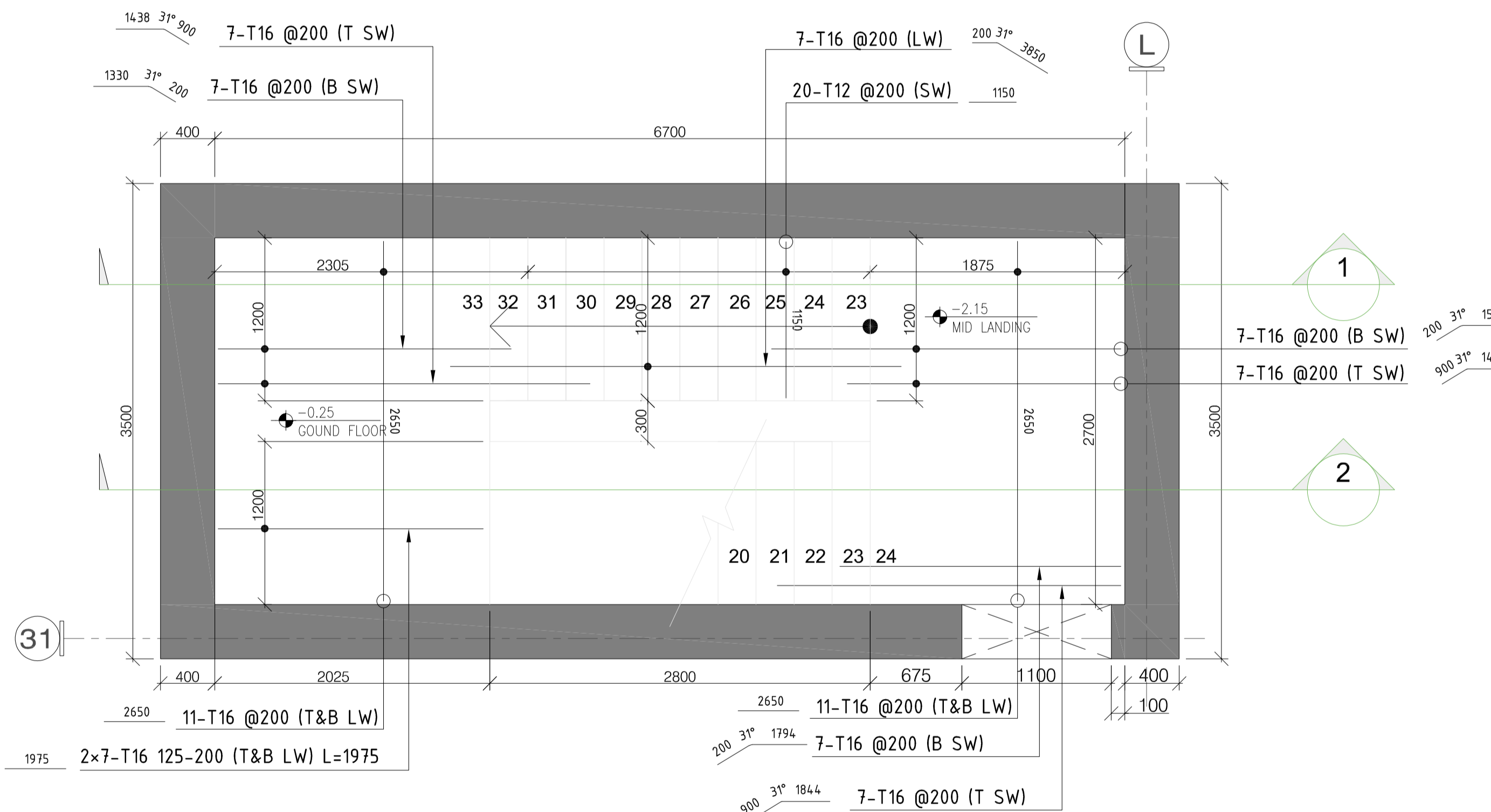
PLOT NUMBER LOCATION
 MEYDAN, DUBAI, U.A.E.

DRAWING TITLE :
 MU-001-MU-001A_LEVEL B1 TO LEVEL G0 STAIRCASE REINFORCEMENT DETAILS SHEET-3

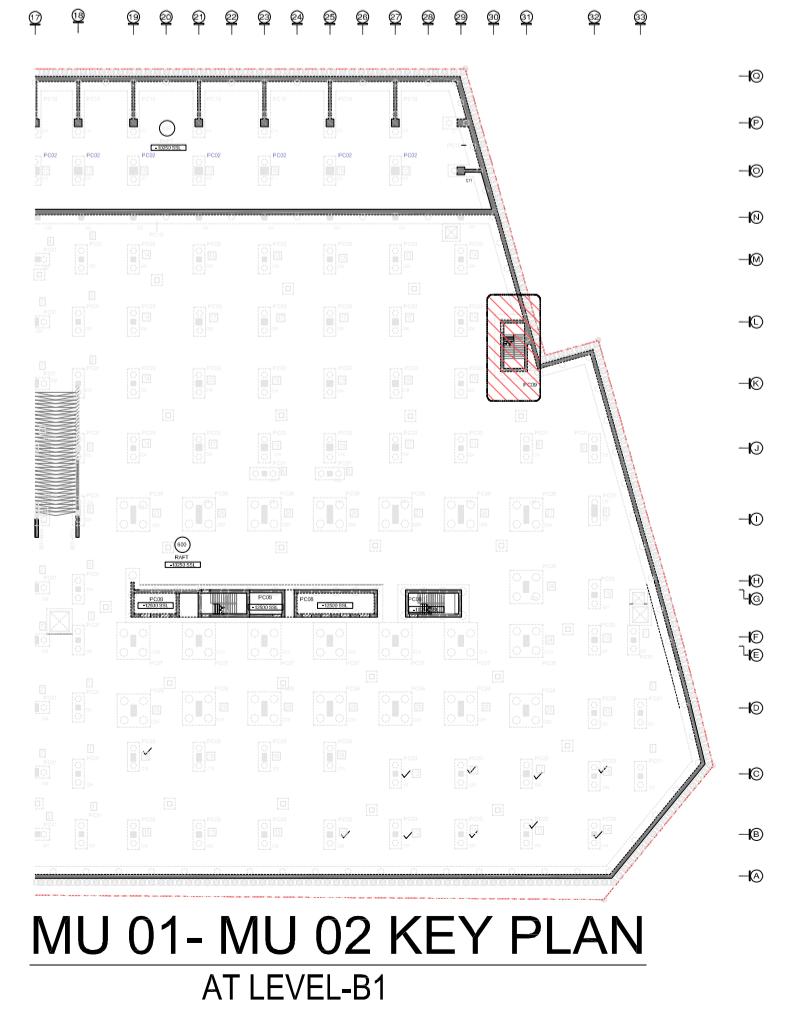
DRAWN BY	CHECKED BY	APPROVED BY	DATE
CS			02/24/2026
JOB NO.	SHEET SIZE	SCALE	REV. NO.
	A1	1:35	00
DRAWING NO.	D2323-CIT-ST-PLN-MU-01-SC-11-R00		



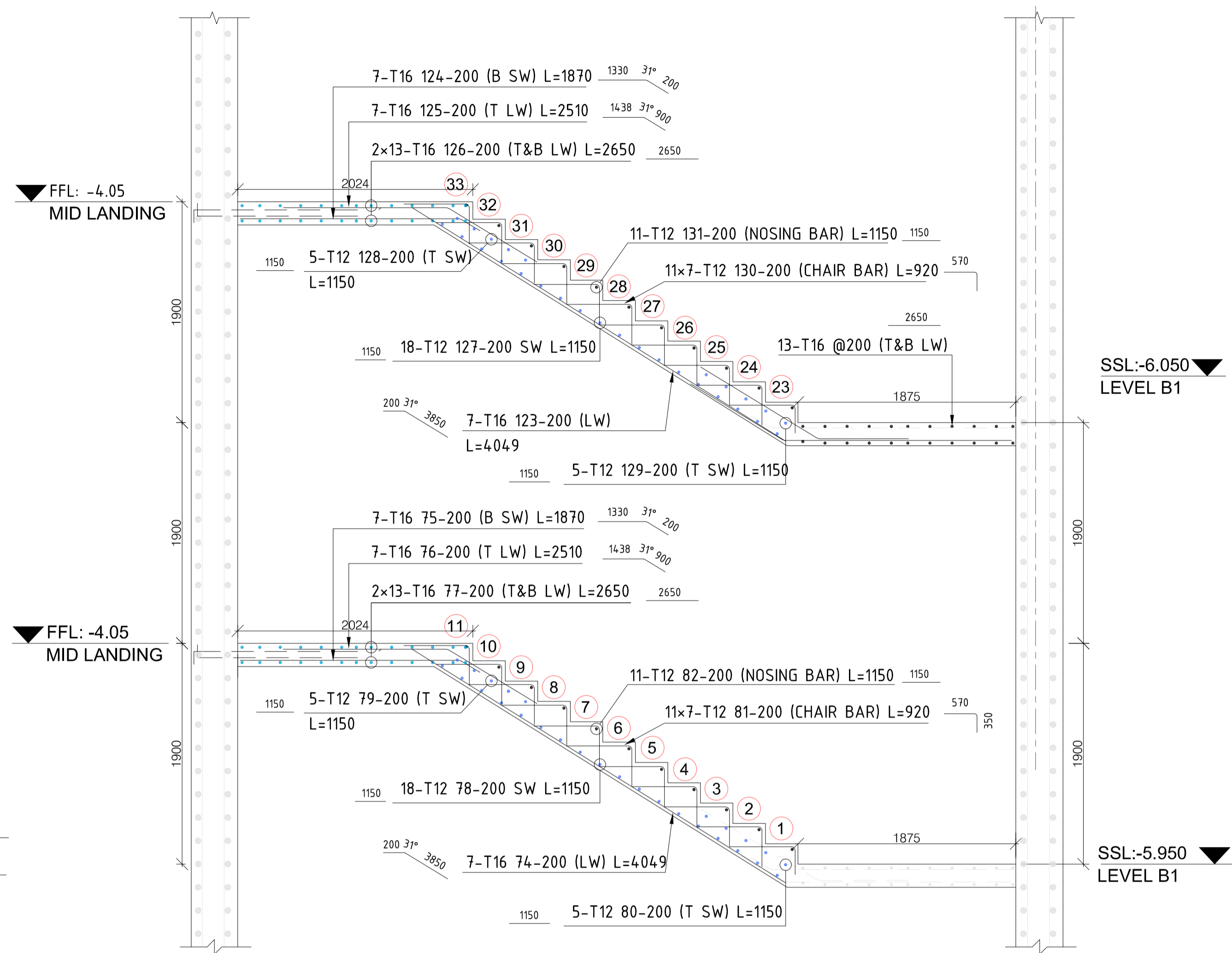
MU-01-MU-001 STAIR CASE-4(CW205) (B1 SSL:-5.95 LEVEL TO G0 FFL:-2.15 LEVEL)
SCALE:1:30



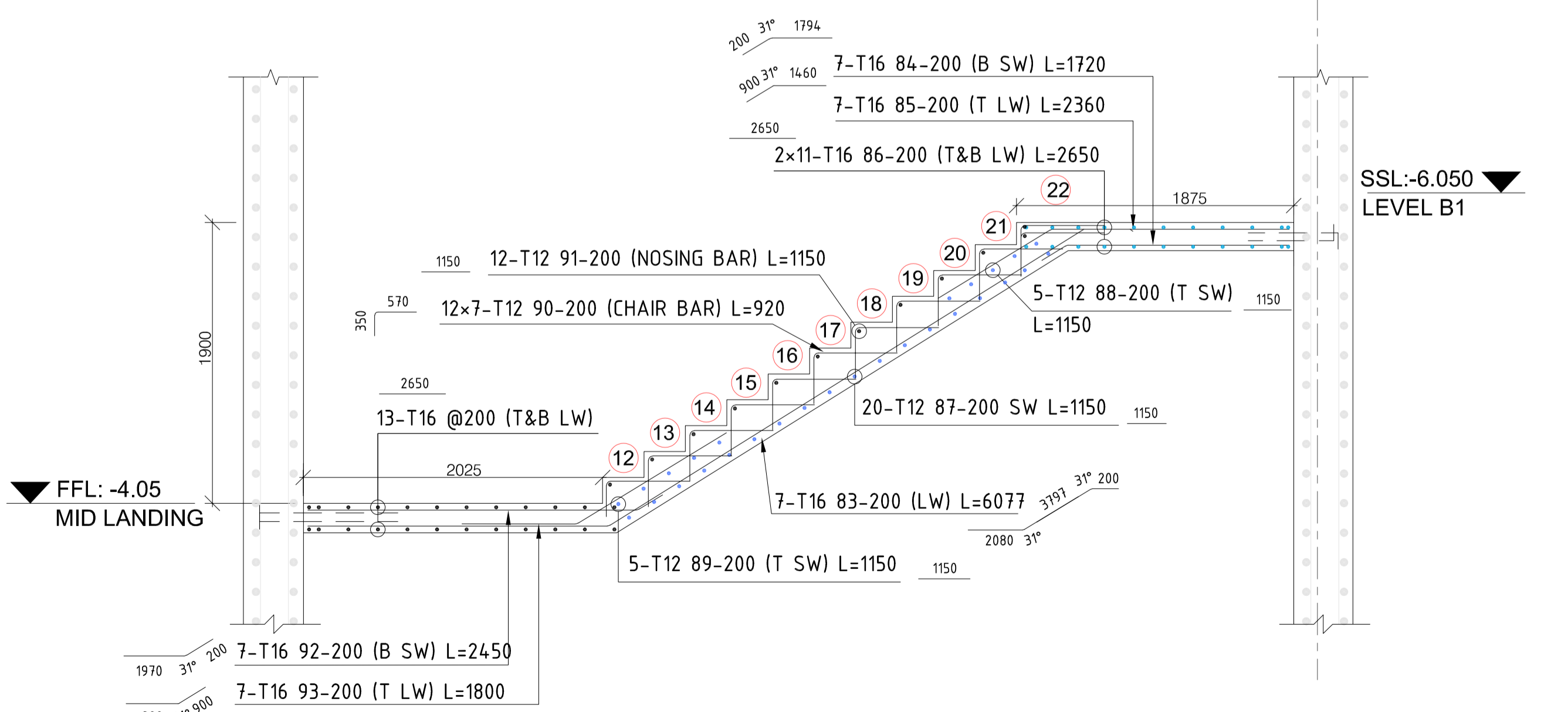
MU-01-MU-001 STAIR CASE-4(CW205) (B1 SSL:-2.150 LEVEL TO G0 FFL:-0.250 LEVEL)
SCALE:1:30



MU 01- MU 02 KEY PLAN
AT LEVEL-B1



SECTION-1
SCALE:1:30



SECTION-2
SCALE:1:30

KEY PLAN

NOTES

- ALL DIMENSIONS ARE IN MM (UNO)
- ALL LEVELS ARE IN METERS
- NO DIMENSIONS TO BE SCALED OFF THE DRAWING.
- ONLY WRITTEN DIMENSIONS SHALL BE FOLLOWED
- ALL DIMENSIONS AND LEVELS SHALL BE CHECKED AND VERIFIED.
- YIELD STRENGTH OF STEEL TO BE USED 460N/MM
- CONCRETE GRADE = C60
- LAPPING SHOULD BE DONE IN STAGGERED MANNER AND AS PER LAP TABLE.
- CONCRETE COVER: STAIRCASE BOTTOM:25MM, STAIRCASE TOP:25MM
- ALL MEP OPENINGS TO BE COORDINATED AS PER MEP SHOP DRAWINGS
- ARCHITECTURAL DMD +8.06 LVL.

LEGENDS:-

- NO. OF BARS
- T HIGH STRENGTH STEEL / MILD STEEL
- BAR DIA
- BAR MARK
- SPACING
- BAR POSITION
- BAR TOTAL LENGTH
- COUPLER
- SW = Short way
- LW = Long way
- EF = Each Face
- H = Horizontal bar
- V = Vertical bar
- T = Top bar
- B = Bottom bar
- F = Face bar
- NF = Near Face
- FF = Far Face
- ADD = Additional
- ALT = Alternate
- STG = Staggered

Rev	Date	Issued for Approval	Description	EM
00	02/24/2026			Approved

STATUS:

A	B	C	D
Approved	Approved with Comments	Review and Resubmit	Rejected

SHOP DRAWINGS

PROJECT:
MAG CITY - PHASE 2 DEVELOPMENT

DEVELOPER:
MAG

CLIENT:
MAG, KETURAH PARK

CONSULTANT:
Dewan Architects + Engineers
P.O. BOX 60990, Dubai, UAE
TEL: +971 4 2402010
FAX: +971 4 7707966
www.dewan-architects.com

MEP CONSULTANT:
JDA JAWAD CHAHAM & ASSOCIATES
P.O. BOX 27010, Dubai, UAE
TEL: +971 4 270 0886
FAX: +971 4 270 0886
www.jdawad.com

INTERIOR DESIGNER:
Intercon®

FLS CONSULTANT:
INFINITY MEP+S CONSULTANTS

LANDSCAPE CONSULTANT:

FACADE CONSULTANT:
AESG

ACOUSTIC CONSULTANT:
INFOSIGHT IT, AV, SECURITY, ACOUSTICS CONSULTANCY

TRAFFIC CONSULTANT:
RAC

KITCHEN & WASTE MANAGEMENT CONSULTANT:
MCTS

SIGNAGE CONSULTANT:
BRI-MAXX

SECURITY CONSULTANT:
CONSQUARE CONSULTANCY

MAIN CONTRACTOR:
中信建设 (阿联酋) 有限责任公司
CITIC MIDDLE EAST CONTRACTING LLC

SUB - CONTRACTOR:

PLOT NUMBER: LOCATION: MEYDAN, DUBAI, U.A.E.

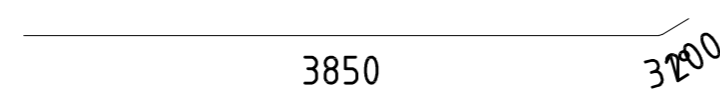
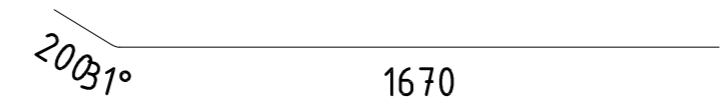
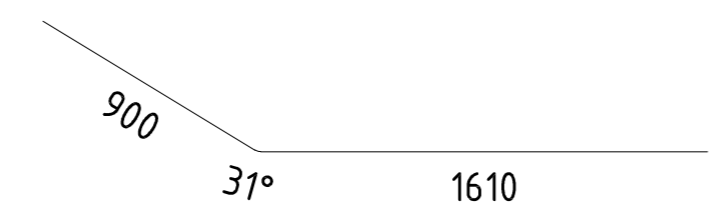
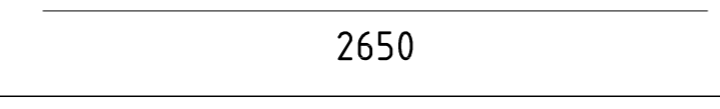




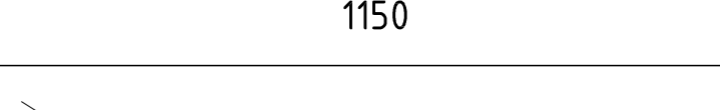


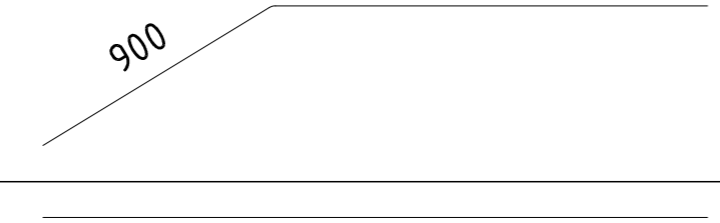

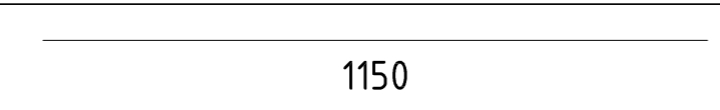



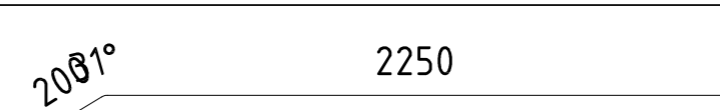

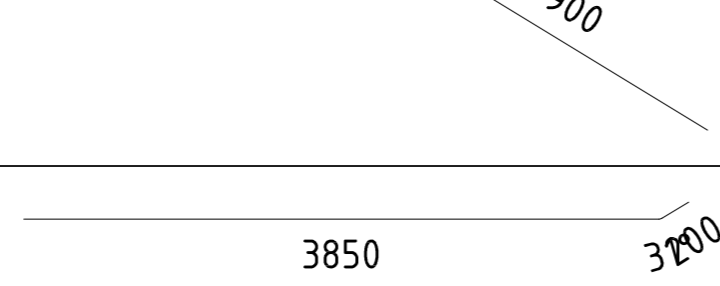
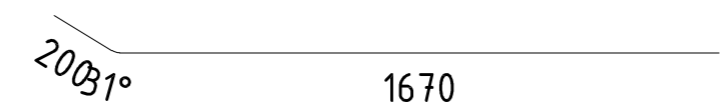







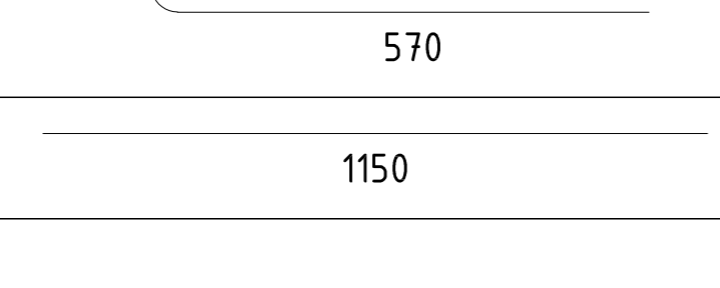

DRAWING TITLE:
MU-001-MU-001A_LEVEL B1 TO LEVEL G0 STAIRCASE REINFORCEMENT DETAILS SHEET-6

DRAWN BY	CHECKED BY	APPROVED BY	DATE
CS			02/24/2026

JOB NO.	SHEET SIZE	SCALE	REV. NO.
	A1	1:30	00

DRAWING NO.:
D2323-CIT-ST-PLN-MU-01-SC-14-R00

D2323-CIT-ST-PLN-MU-01-SC-14-R00

Mark	Dia [mm]	Bending shape [mm]	Cutting length [mm]	Mass of each bar [kg]	Total number	Total length [mm]	Total mass [kg]	Note
74	16		4049	6.39	7	28345	44.74	(LW)
75	16		1870	2.95	7	13093	20.66	(B SW)
76	16		2510	3.96	7	17571	27.73	(T LW)
77	16		2650	4.18	26	68900	108.75	(T&B LW)
78	12		1150	1.02	18	20700	18.38	SW
79	12		1150	1.02	5	5750	5.1	(T SW)
80	12		1150	1.02	5	5750	5.1	(T SW)
81	12		920	0.82	77	70820	62.87	(CHAIR BAR)
82	12		1150	1.02	11	12650	11.23	(NOSING BAR)
83	16		6077	9.59	7	42538	67.14	(LW)
84	16		1720	2.72	7	12043	19.01	(B SW)
85	16		2360	3.72	7	16518	26.07	(T LW)
86	16		2650	4.18	22	58300	92.02	(T&B LW)
87	12		1150	1.02	20	23000	20.42	SW
88	12		1150	1.02	5	5750	5.1	(T SW)
89	12		1150	1.02	5	5750	5.1	(T SW)
90	12		920	0.82	84	77258	68.59	(CHAIR BAR)
91	12		1150	1.02	12	13800	12.25	(NOSING BAR)
92	16		2450	3.87	7	17151	27.07	(B SW)
93	16		1800	2.84	7	12601	19.89	(T LW)
123	16		4049	6.39	7	28345	44.74	(LW)
124	16		1870	2.95	7	13093	20.66	(B SW)
125	16		1975	3.12	14	27650	43.64	(T&B LW)
125	16		2510	3.96	7	17571	27.73	(T LW)
126	16		2650	4.18	26	68900	108.75	(T&B LW)
127	12		1150	1.02	18	20700	18.38	SW
128	12		1150	1.02	5	5750	5.1	(T SW)
129	12		1150	1.02	5	5750	5.1	(T SW)
130	12		920	0.82	77	70820	62.87	(CHAIR BAR)
131	12		1150	1.02	11	12650	11.23	(NOSING BAR)
Total mass = 1015 kg								